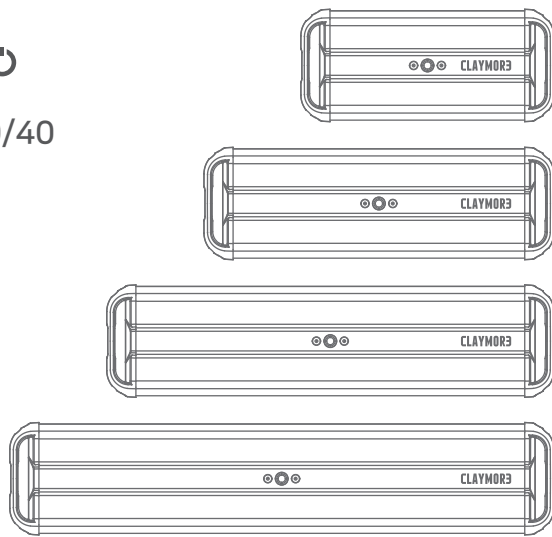


CLAYMORE 3FACE NEO

CLAYMORE 3FACE Neo 10/20/30/40



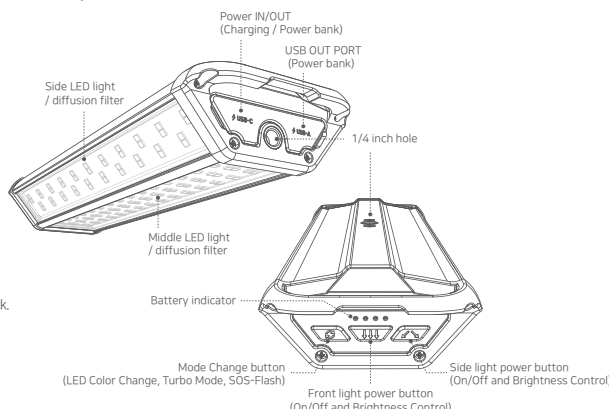
User Manual

This portable light contains a Li-ion battery. Please follow the user manual before use. If any abnormality is found in the product, discontinue use and contact the dealer or a service center where the product was purchased. Any modifications of this product will void the warranty. Misuse of CLAYMORE products may cause user harm.

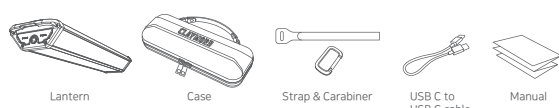
Caution

- ① Do not use near high temperatures such as fires or heating equipments. It may cause explosion or ignition.
- ② This product is water resistant. However, if left in the rain for a long time, it may cause malfunction. If the product gets soaked, please quickly wipe it off.
- ③ Do not store or use in vehicles exposed to direct sunlight. It may cause explosion and malfunction.
- ④ Do not touch the light source directly as it may become very hot during use. Use handle to carry out.
- ⑤ Do not use if it exceeds the operating temperature range (-10 °C to 40 °C).
- ⑥ Please do not place in the reach of infants. It may cause swallowing of parts or injury.
- ⑦ Adult supervision is necessary when used by children. Misuse of light may cause injury or electric shock.
- ⑧ Do not insert any metal parts into the terminal block of the connector. It may cause heat, explosion or electric shock.
- ⑨ Do not disassemble or modify the product.
- ⑩ Do not touch the connector with wet hands. There is a danger of electric shock.
- ⑪ After use, be sure to turn off the power.
- ⑫ If the product is dropped or experiences physical shock, damage may be accumulated inside the product and unexpected malfunction may occur even during normal use. Be careful not to apply physical shocks to the main unit.
- ⑬ Please keep in a dry place without moisture.

1. Components



2. Contents

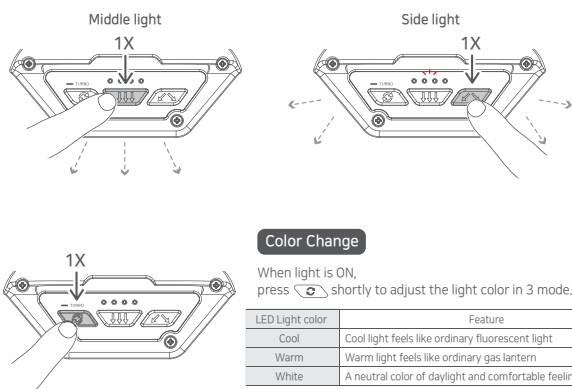


3. Operation

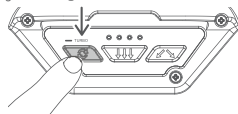
LED Lantern Function

ON/OFF & Brightness Control & Battery check

Press button shortly to turn on/off light and adjust the brightness in 3 steps. ON: 1step > 2step > 3step > OFF
When light is ON, battery indicator display remaining battery level for 1.5sec.



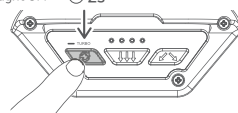
Light ON → 2s



SOS-Flash

When light is ON, press and hold button 2seconds to begin SOS signal. Press or shortly to end signal.

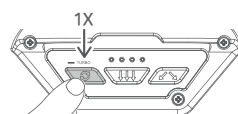
Light OFF → 2s



Turbo mode ON/OFF

When light is OFF, press and hold over 2sec to activate turbo mode. Repeat to off turbo mode.

※ Turbo mode brightness is increased by 30% in level 3.

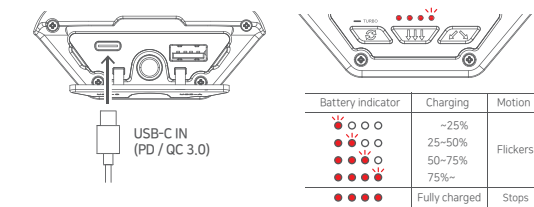


Turbo mode color change

When Turbo mode is ON, press shortly to adjust light color in 3mode Cool-Warm-White.

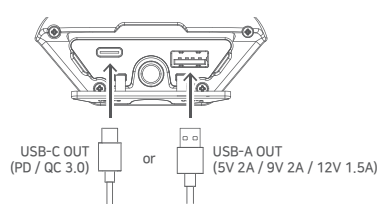
Charging Method

Open rubber cover on the left of the lamp and connect USB-C type cable to charge. When charging, battery indicator will flicker. If indicator does not blink and stays lit, it indicates charging is complete.



Power Bank Function

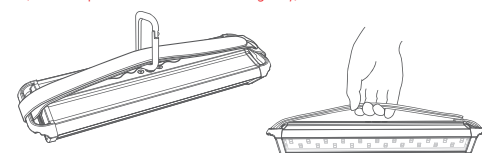
Open rubber cover and connect USB-C type or USB-A type cable to charge. ※ When power bank operating, battery indicator will flicker.



4. Installation

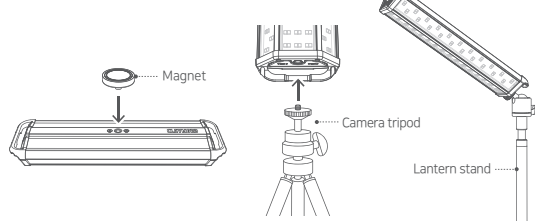
Hook & Handle

You can use strap as handle, and it can be hung by connecting a carabiner. ※ When using a carabiner, make sure to insert into lower hole of strap. (Prevents product fall in case of emergency)



Using tripod socket

Screw the camera tripod, lantern stand, magnet into the 1/4 inch tripod sockets on top and side of 3FACE Neo to fix it. It can be used in various ways by connecting to all products using 1/4 inch screws. ※ Lantern stand and magnet are not included.



5. Specification

| Product name | CLAYMORE 3FACE Neo 10 | 3FACE Neo 20 | 3FACE Neo 30 | 3FACE Neo 40 |
|-------------------|---|---|---|---|
| Model No. | CLF-1000 | CLF-2000 | CLF-3000 | CLF-4000 |
| Color temperature | Cool: 6500K - Warm: 3000K - White: 4500K (±15%) | | | |
| Brightness | 100 ~2,600lm (Turbo Mode: 4,900lm) | 120 ~3,800lm (Turbo Mode: 6,500lm) | 200 ~5,400lm (Turbo Mode: 8,500lm) | 230 ~6,300lm (Turbo Mode: 9,500lm) |
| Operating time | 4.5~45hrs (Turbo Mode: 3hrs) | 8~80hrs (Turbo Mode: 6hrs) | 8~80hrs (Turbo Mode: 6hrs) | 8~80hrs (Turbo Mode: 6hrs) |
| Size | 182x80.9x38.3mm | 252x80.9x38.3mm | 322x80.9x38.3mm | 392x80.9x38.3mm |
| Weight | 380g | 595g | 810g | 1030g |
| Battery capacity | 7.26V 4,900mAh (3.63V 9,800mAh), 35.574Wh | 7.26V 9,800mAh (3.63V 19,600mAh), 71.148Wh | 10.89V 9,800mAh (3.63V 29,400mAh), 106.722Wh | 14.52V 9,800mAh (3.63V 39,200mAh), 142.296Wh |
| Charging time | 2hrs (PD 30W) 3.5hrs (18W) | 3.5hrs (PD 30W) 4.5hrs (18W) | 3.5hrs (PD 45W) 7.5hrs (18W) | 4hrs (PD 45W) 8hrs (18W) |
| INPUT/ OUTPUT | USB-C 5V 2A ~ 20V 1.5A (30W) Fast charge | USB-C 5V 2A ~ 20V 1.5A (30W) Fast charge | USB-C 5V 2A ~ 20V 2.3A (45W) Fast charge | USB-C 5V 2A ~ 20V 2.3A (45W) Fast charge |
| Origin | MADE IN KOREA | | | |

※ Operating time may vary depending on the battery capacity and external environment.

Caution for long-term storage

- * For long-term storage, fully recharge the battery. (Repeat every six months)
- * If the battery is completely drained, the battery indicator might not flash.
- * If this happens, plug the USB cable back in or press the button to turn the battery indicator on again.
- * Please keep in mind that if stored below -10°C the battery life may be affected.
- * Please keep in a dry place without moisture.

Warranty

| Item | CLAYMORE 3FACE Neo 10 | 3FACE Neo 20 | 3FACE Neo 30 | 3FACE Neo 40 |
|------------------|-----------------------|--------------|--------------|--------------|
| Model No. | CLF-1000 | CLF-2000 | CLF-3000 | CLF-4000 |
| Seller | | | | |
| Date of Purchase | | | | |

1. Thank you for purchasing CLAYMORE series of Prism Co., Ltd.
2. This product has passed strict quality control tests. If the product is not functioning properly, please contact an authorized service center.

Free Service

- 1) Failure of the product under normal operating conditions during the warranty period will be repaired by Prism or authorized service center on free of charge. Some shipping or handling charges may be involved.
- 2) Warranty period: 1 year.

Charged Service

- 1) Damage caused when the warranty period is over.
- 2) Damage caused due to the user's mishandling, abuse, or improper operation.
- 3) Damage caused by arbitrary or personal repair or disassemble in unauthorized service center.
- 4) Damage from input electricity or cable defect.
- 5) Damage caused by natural disaster.

CLAYMORE

Prism Co., Ltd.
221, Pyeongcheon-ro, Bupyeong-gu, Incheon, Republic of Korea
www.claymorelight.com · www.prismlight.co.kr · info@prismlight.co.kr